

854K

Wheel Dozer



Engine

Engine Model	Cat® C32 ACERT®	
Gross Power (SAE J1995)	674 kW	904 hp
Net Power (SAE J1349)	597 kW	801 hp

- Cat® engine with ACERT Technology – U.S. EPA Tier 2, EU Stage II compliant

Operating Specifications

Blade Capacities	25 to 45 m ³	33 to 58 yd ³
------------------	-------------------------	--------------------------

Weights

Operating Weight	98 100 kg	216,273 lb
------------------	-----------	------------

854K Wheel Dozer

Purpose Built Wheel Dozers designed for long life and low owning and operating costs.

Performance

- Improved system and component design gives the 854K optimum productivity.
- Operator productivity is enhanced with easy to use controls. **pg. 4**

Durability/Reliability

- Proven components with high hour rebuild and machine life standards provide unmatched reliability.
- Diagnostic programs are available to monitor machine health and maintain uptime. **pg. 6**

Blades and Blade Controls

- Choose from a number of different blades with replaceable, bolt-on cutting edges and bottom wear plates that protect the blade, resulting in longer life.
- A single lever controls all hydraulic blade functions. **pg. 7**

Complete Customer Support

- Your Cat® dealer offers a wide range of services that help you operate longer with lower cost. **pg. 12**

Engineered for demanding work in large dozing applications, the 854K Wheel Dozer is the largest in the Cat Wheel Dozer line and is an ideal match for large mining operations, power generating utilities, the general contracting industry and wherever mobility, versatility and compaction is needed.



Operator Comfort

- Best-in-class working environment for this wheel dozer size class.
- 854K offers greater control and ease of operation for your operator.
- Ergonomically designed for the health and safety of your operator. **pg. 8**

Safety

- The 854K design optimizes visibility for a safe working environment.
- Ease of access to daily and routine maintenance components allow your service technician to safely service the machine.
- Enhance operator comfort and safety through a safe working environment. **pg. 10**

Serviceability

- Minimize service time and maximize production through key ground level access points and grouped service center.
- Monitoring the machine and forewarning of machine trouble allows you to schedule downtime and ensure job site productivity continues without interruption. **pg. 11**



Performance

Delivery of performance is critical to your bottom line.



OPTIMUM PRODUCTIVITY. Building off the legacy of the 854G, the 854K utilizes a number of key features from the 854G while making enhancements to further improve customer productivity.

Load-Sensing Steering. The 854K features the same load sensing steering system as the 854G. Load sensing steering maximizes machine performance by directing power through the steering system only when needed. This maximizes available power for productive work and improving fuel efficiency.



Next Generation Modular Radiator (NGMR). The 854K introduces the highest level of cooling performance by using 14 parallel (16 high ambient) modular cores. The NGMR system goes beyond the proven AMOCS technology and increases cooling performance by using brass tubes and copper fins for core construction. Compared to the AMOCS steel tube and steel fin construction, the copper in the NGMR design has a higher heat transfer capability. This enables the 854K to improve cooling performance while minimizing the cooling package area and maximizing rear machine visibility.

Cat Planetary Power Shift

Transmission. The 854K heavy-duty planetary power shift transmission is the same field-proven transmission found on the 854G. The 854K transmission utilizes a planetary gear group similar to the one used in the 993K and 994F, which has proven strength and reliability. The electronically controlled power shift transmission features three forward and three reverse speeds, and a maximum rimpull capacity of 75 432 kg (166,300 lb).

Impeller Clutch Torque Converter (ICTC).

ICTC combined with the Rimpull Control System (RCS) allows the operator maximum flexibility in modulating rimpull.

- Compensates for wear by providing the ability to recalibrate for optimum left pedal modulation regardless of torque converter wear.
- The impeller clutch torque converter uses the left brake pedal to modulate rimpull from 100 to 24 percent of available rimpull for reduced tire slippage.
- The RCS selector dial is used to select the desired rimpull setting from four factory presets (Maximum, High, Medium and Low). The reduced rimpull is only active in first gear forward.
- RCS will allow the operator to match rimpull to ground conditions.
- The torque converter is equipped with a lock-up clutch for direct drive efficiency in second and third gear.

ICTC is standard with lock-up and free wheel stator.

Heavy-Duty Axles. The heavy-duty axles feature standard axle oil coolers, permanently lubed universal joints and strong axle components in both the differentials and final drives for increased performance, serviceability and durability.


- Axle oil cooling system circulates oil from the brakes and differentials through an oil-to-air cooler that provides increased oil life while extending component performance and durability.
- The 854K features planetary reduction in each wheel. Torque is developed at the wheel, putting less stress on the axle shafts. The planetary units can be removed independently from the wheels and brakes.
- Conventional differential is standard.



PROVEN ENGINE TECHNOLOGY.

The 854K utilizes the Cat® C32 ACERT® engine, certified to meet U.S. EPA Tier 2 and EU Stage II emission. The C32 is a Mechanically actuated Electronically controlled Unit Injection (MEUI) diesel engine. This 597 kW (801 constant net hp), 12 cylinder, 32 liter, turbocharged and aftercooled engine is common with the Cat 777F, 993K, 992K and D11.

The 854K produces the same net power as the 854G but has increased power density with the C32 engine. The increase in power density yields improved engine response and fuel efficiency.



Single Lever Blade Controller. The 854K is equipped with a new implement controller. The new implement controller is a fully pilot driven control system from the previous 854G with a cable-driven lift/lower. The new pilot driven implement system is easier to use and minimizes operator fatigue.

The right control pod contains a single level blade control that permits the operator to adjust lift, tilt and pitch with minimal effort. Additionally, with all control centralized in one pod, the operator utilizes less effort while controlling blade movements. Features on the pod include:

- 1) A momentary switch at the front of the blade control lever changes left-right functionality from tilt to pitch
- 2) Horn
- 3) Set/Decelerate – Throttle Lock
- 4) Resume/Accelerate – Throttle Lock
- 5) Hydraulic Lockout
- 6) Dual Tilt



Load Sensing Steering. The 854K's STIC uses a single lever for steering and transmission control. Left hand operation enables the operator to shift or change directions without letting go of the steering control. The STIC reduces operator fatigue by providing an ergonomic location that allows the operator to work with a fluid and effortless motion.


Durability/Reliability

Maximum uptime, long life of your machine – it's what you expect for your bottom line.

Caterpillar® Designed Components.

Components used to build the Cat® Wheel Dozers are designed and manufactured to Caterpillar quality standards.

Castings. The castings in the engine end frame are used in critical high-stress areas to help spread the load and reduce the number of parts. The casting for the rear trunnion mount has been redesigned for improved stress distribution.



Front Frame and Rear Frame.

Highly engineered and field-proven, combination use of high-strength plates and castings distributes loads and increases structure robustness. A key differentiator from competitive machines is the box section rear frame and front frame. The box section absorbs torsional forces experienced during dozing, maintaining alignment for hitch pins and drive line.



Push Beam and Push Arm Dozer

Arrangement. Solid one-piece push beam attached to heavy-duty box section frame provides structure for push arms. Push arms are constructed using thick, sturdy plate.

Spread Hitch Design. Double tapered roller bearings and hardened pins resist both horizontal and vertical loads to increase life. The spread-hitch also makes service access easier.

Engine and Transmission Mounts.

The mounts are designed to use a combination of mushroom and cup-shaped ISO mounts, reducing component vibration and sound levels.

Separate Hydraulic Systems.

One system for brakes and steering and another system for blade control and the hydraulically-driven engine cooling fan. The benefits of the separate hydraulic systems are increased cooling and elimination of cross-contamination. Use of XT™-3 ES, XT-5 and XT-6 hose, and reliable components help reduce the risk of leaks and blown lines, helping protect the environment.

- Tandem gear pumps provide hydraulic flow for the lift, tilt and tip functions.
- Well-proven pumps, valves and cylinders share commonality in design with those used on large Cat Track-Type Tractors.
- For improved serviceability, all hydraulic pumps are mounted on a single pump drive.

DIAGNOSTIC PROGRAMS. Monitoring product health is key to maintaining the reliability of any equipment.

Many programs are available on the 854K, both standard and optional features, to help you track machine condition.

Vital Information Management System (VIMS).

VIMS enables the monitoring of machine health and system status with over 100 machine parameters. VIMS interface includes:

- Machine diagnostics
- Calibrations and service modes
- Current machine information (such as engine rpm, active faults)

VIMS allows service access via the operator interface in addition to two off-board serial ports located in the cab and bumper service center. A laptop computer loaded with VIMS PC software may connect to the VIMS control unit via the VIMS Serial Port.

Product Link. Product Link is a state-of-the-art satellite technology based product that provides an information flow between machine on-board systems and the Caterpillar operations center. Multiple types of information can be collected and tracked – from machine location and service meter hours to health and productivity information.

Equipment Manager. With a subscription to Equipment Manager through the Cat Dealer StoreFront, the information collected through Product Link can be transmitted to a computer. With fast, easy-to-access machine information, you can optimize asset utilization, reduce security risks, improve maintenance management and implement before-failure repair strategies.



S•O•SSM Services. Keep minor repairs from becoming major ones and avoid complete failures. By regularly taking samples from the ports provided, your Cat dealer tracks wear of components and parts, oil performance and oil condition and uses that data to predict wear-related problems before they happen.

Blades and Blade Controls

Well-proven Cat components deliver dependable service and ease of operation.



Heavy-Duty Blade Linkage. This linkage has similar design with the Cat D11 Track-Type Tractor. These well-proven components are designed for large dozing loads in tough applications.

- Lift cylinders raise and lower the blade for efficient dozing action.
- Cutting edges utilize DH-2 steel and end bits utilize DH-3 steel to provide maximum service life.
- Pushbeam, pusharms and tag link are sized for large dozing loads.

Single Lever Blade Control.

Hydraulically operates blade raise, lower, tilt and pitch.

Lift circuit features:

- Four positions – raise, hold, lower and float
- Detente hold on float

Tilt/Pitch circuit features:

- Operator selected single or dual-tilt
- Finger tip control for pitch operation

Low effort control:

- Single lever blade control
- Floor-mounted controls
- Full pilot oil operated implement control

A switch on the control lever gives the operator the ability to quickly switch from tilt to pitch blade operation. Further blade control is available with a switch on the pod for dual tilt function of the blade. A generous range of motion enables excellent control for dozing.

Cat Blades. The blades are designed with high strength, pressed rib construction and large Cat Track-Type Tractor bolt-on cutting edges and bottom wear plates that offer excellent dozing and rolling characteristics. Capacities and widths are set to achieve increased productivity while dozing heavy loads or spreading cover material.



Coal Blade. The coal blade is designed for precise and productive dozing while helping to retain load control with increased capacity for lighter materials.

- Wing angles help retain the load while dozing.

Semi-U Blade. Combine the characteristics of the S and U blades into one package.

- Increased capacity with the addition of short wings, which include only the dozer end bits, without sacrificing spreading characteristics of straight blades.



Heavy-Duty Semi-U Blade. Utilizing the same design as the standard Semi-U blade with the addition of a Hardox 400 liner plate, Hardox material on the side plates and additional gusseting on the bottom of the blade provide increased strength and durability in high wear applications.

Operator Comfort

Comfort and control – a top quality operator station helps maximize productivity.



OPERATOR ENVIRONMENT. The 854K maintains the distinction of offering the largest, most ergonomic cab in its size class.

Seat. With air suspension and a retractable 76.2 mm (3 in) seat belt, the seat is designed for additional comfort and support. The seat cushions reduce pressure on the lower back and thighs while allowing unrestricted arm and leg movement. The seat is six way

adjustable, and the retractable seat belt stays off the floor, making it easier for the operator to reach.

The seat is critical to an operator's health and performance in those applications requiring extended shift times. This seat can be reclined when not in the operating mode. Armrest height, tilt and fore/aft are adjustable for any size operator.

A heated seat is available as an option for comfortable operation in cold weather conditions.

VISIBILITY. The 854K provides excellent visibility to both the front and rear of the machine. Wipers with intermittent feature on both front and rear keep the windows clean in any condition. Additionally, this system contains two-speed continuous corner wipers.



Rear Vision Camera. An optional rear vision camera is available to clearly monitor movement behind the dozer.

Optional Features. Additional optional features that enhance visibility include high intensity discharge lights for exceptional lighting when working at night, warning beacons placed on the corners of the roof of the cab for visibility from any parameter of the dozer and heated mirrors for quick defrost and good visibility in winter conditions.



EASE OF OPERATION. The main control panel on the 854K is located to the right of the operator's seat, keeping everything within reach of the operator. Conveniently placed switches and controls allow better efficiency and improved productivity while minimizing operator fatigue.

Throttle Lock. The throttle lock enables constant elevated idle operation by allowing the operator to preset engine speed for a variety of application. This feature reduces operator fatigue, allowing the operator to concentrate on productivity.

Quick Shift. Quick shift allows quicker cycle times by automatically shifting from first forward to second reverse.

Single Lever Blade Controller.

The low-effort, fully pilot dozer control is floor-mounted and adjusts fore and aft so operators of any size can find a comfortable operating position. The single lever control allows operators to control all dozer blade functions with one hand. Fore/aft movement of the handle lowers and raises the blade. Left/right movement directionally tilts the blade.

The finger-tip button on top of the controller controls blade pitch fore and aft. Further blade control is available with a switch on the pod for dual tilt blade function.



OPERATOR TRAINING. A slight increase in cab size allows room for a trainer seat with a 76.2 mm (3 in) seat belt.

This provides a safe method to properly train the operator on the job.

Safety


People are the backbone of your business, and keeping them safe and productive is the number one priority.

IMPROVED VISIBILITY. Good visibility is key to a safe work environment. The 854K offers the best visibility for this size class wheel dozer. Additional standard visibility features that enhance safety include long-life LED tail lights and articulated wiper/washer system with intermittent feature on front and rear windows, as well as two-speed continuous corner wipers.

Optional Rear Vision Camera with In-Cab Monitor. An optional rear vision camera with 178 mm (7 in) in-cab color display monitor is available to give a close view of behind the wheel dozer.



Optional Windshield Cleaning Platform. A windshield cleaning platform package has an additional platform and handrails to provide easy access for cleaning of the front window.



Working 24 Hours a Day. Any time of the day and in all types of weather, the 854K has a number of features to ensure safe visibility. Heated rearview mirrors are available for quick defrost and good visibility in winter conditions.

The optional High Intensity Discharge (HID) lights provide exceptional lighting for night work. HID lights are a new generation of 35-watt lights featuring a special flood lens and reflector which provides brighter output.

Optional warning light beacons are also available as a safety feature.

Optional roading fenders help prevent mud and debris build-up on the stairs for safety in getting on and off the machine.


SAFETY IN OPERATOR ENVIRONMENT. Cab comfort and operator safety go hand-in-hand. Many features that enhance operator comfort also aid in keeping your operator safe. Examples range from noise and vibration to designing for decreased repetitive motion.

Key standard features that aid operator safety include low effort implement blade controls floor mounted for ease of adjustment to the operator and a seat belted trainer's seat for ease of training an operator on the job site.

Additional safety features include a cab filtration system that removes dust and debris from the cab air.

Optional for extremely dusty applications is a cab pre-cleaner that reduces the amount of dust that reaches the cab filter.

MAINTENANCE SAFETY. Daily and routine maintenance should not pose a safety hazard to your operator or service technician. With the 854K, design effort was taken to group service points with convenient access. One key service center that is focused on your operator and service technicians safety is the Bumper Service Center.



Bumper Service Center. A centralized service center located at ground level on the left-hand, rear side of the 854K includes a stairway light (1), auxiliary emergency shutdown switch (2), VIMS port (3), VIMS Service Key switch (4) and Cat Electronic Technician com-II port (5). This center also contains lockout switches allowing your service technician to perform routine maintenance while ensuring the machine stays static.

Starter Lockout Switch (6). Key to safety, another feature on the bumper service center is a starter lockout that stops the ability to start the machine, which is often needed during service procedures. The machine will still have electrical power, however, the engine can not be cranked.

Transmission Lockout Switch (7). The transmission lockout switch does not allow the transmission to shift out of neutral, even if running. This feature is designed for service procedures that require machines to be running but want the transmission disabled for added safety.

In-Cab Steering Lockouts. The steering lockout feature in the cab locks the steering handle in the neutral position and disables the transmission controls, ensuring the machine will not be moved until the lock is disabled.

SAFETY.CAT.COM™.

Serviceability

Less time spent on maintenance means more time spent on the job.

SERVICE ACCESS. Ground level access and grouped service points lead to easier service, minimizing service time and maximizing production. This allows a service technician to perform a variety of service procedures, often from ground level or platform, ranging from access to VIMS to grease fittings for the frame.



Optional Service Center. The 854K offers an optional service center for one point of service. This includes a fill and drain feature for the optional oil renewal system, radiator, implement tank, steering tank, transmission and engine oil. Optional AutoLube is only available with a fill tube. Additionally, the optional AutoLube and Oil Renewal Systems are both equipped with full lights. The full lights allow the service technician to ensure the system is full while filling at ground level.

Bumper Service Center. The bumper service center features safety service controls including starter and transmission lockouts, emergency engine shutdown and VIMS and Electronic Technician connections.



Swing-out Doors. The swing-out doors on both sides of the engine offer ease of access to a number of service components.

Engine Service Area. In the left-hand side engine access door are grouped service points for the engine including oil and fuel filters, oil fill and oil check. The compartment also includes a light for service at night, along with one of the machine air filters and the air filter service indicator. The right side engine access door houses the other air filter, the ether aid and another under hood light switch.

Batteries. The batteries sit in a built-in battery box and are accessible through a hinged door on the platform.

Platform Service Areas. Hinged doors in the platform provide access to the hydraulic tank fill, blade circuit and steering filters. The transmission sight gauge and filler spout are serviced from the hitch area.



Remote and Grouped Diagnostic Pressure Ports. Grouped, easily accessible pressure ports are designed into the 854K to provide quick and easy diagnostic checks for the implement, steering, fan, axle oil cooler, brakes, impeller clutch and lock-up clutch.

Sight Gauges. To the hydraulic tanks and radiator fill tank provide quick checks for fluid levels.

Hydraulic Filtration. Case drain filtration is standard on all pumps and motors. For additional protection, high pressure screens are available as an optional attachment.

Power Train Filters. The power train filters are removed from the top side to reduce the chance of fluid spillage.

Hydraulic Service Area. On top of the platform behind the cab are access panels for the steering and implement pilot filters, case drain filters, power train filters and hydraulic pumps.

Electronic Service Center. A centralized electronic service center is located on the right side of the cab platform and provides one service point for transmission/implement ECM, VIMS, breakers and fuses. It is sealed against weather elements.

Optional QuickLube System.

The QuickLube system provides precise, automatic lubrication of all grease joints while the machine is in operation. Automatic lubrication reduces time spent on daily maintenance and downtime for unplanned repairs due to insufficient greasing.

DIAGNOSTICS. The 854K offers customers the ability to troubleshoot and monitor machine information, customize operator settings for continuity of operation and set machine configuration. A number of these tasks are accomplished through VIMS.

Complete Customer Support

Cat® dealer services help keep machines operating longer with lower costs.



Machine Selection. Make detailed comparisons of the machines under consideration before purchase. Cat dealers can estimate component life, preventative maintenance cost and the true cost of lost production.

Purchase. Look past initial price. Consider the financing options available as well as the day-to-day operating costs. Look at dealer services that can be included in the cost of the machine to yield lower equipment owning and operating costs over the long run.

Customer Support Agreements.

Cat® dealers offer a variety of product support agreements and work with customers to develop a plan that best meets specific needs. These plans can cover the entire machine, including attachments, to help protect the customer's investment.

Product Support. You will find nearly all parts at our dealer parts counter. Cat dealers use a worldwide computer network to find in-stock parts to minimize machine downtime. Save money with genuine Cat Reman parts. You receive the same warranty and reliability as new products at cost savings of 40 to 70 percent.

Operation. Improving operating techniques can boost your profits. Your Cat dealer has training videos, literature and other ideas to help you increase productivity.



Maintenance Services. Choose from your dealer's range of maintenance services when you purchase your machine. Repair option programs guarantee the cost of repairs up front. Diagnostic programs such as S•O•SSM and Coolant Sampling and Technical Analysis help you avoid unscheduled repairs.

Replacement. Repair, rebuild or replace? Your Cat dealer can help you evaluate the cost involved so you can make the right choice.

Engine

Engine Model	Cat® C32 ACERT®	
Net Power (SAE J1349)	597 kW	801 hp
Gross Power (SAE J1995)	674 kW	904 hp
Bore	145 mm	5.7 in
Stroke	162 mm	6.4 in
Displacement	32.1 L	1,959 in ³
Max Net Torque	4242 N·m	3,129 ft·lb
Torque Rise	30%	

- Cat engine with ACERT Technology – U.S. EPA Tier 2, EU Stage II compliant
- Engine ratings apply at 1750 rpm when tested under specific standard conditions for the specified standard.
- Power rating conditions based on standard air conditions of 25° C (77° F) and 99 kPa (29.32 in Hg) dry barometer using 35° API gravity fuel having an LHV of 42 780 kJ/kg (18,390 Btu/lb) when used at 30° C (86° F) [ref. a fuel density of 838.9 g/L (7.001 lb/gal)].
- Net power advertised is the power available when the engine is equipped with alternator, air cleaner, muffler and hydraulic fan drive.
- No derating required up to 3050 m (10,000 ft) altitude.

Weights

Operating Weight	98 100 kg	216,273 lb
------------------	-----------	------------

Transmission

Converter Drive – Forward 1	7.1 km/h	4.4 mph
Converter Drive – Forward 2	12.4 km/h	7.7 mph
Converter Drive – Forward 3	21.2 km/h	13.2 mph
Converter Drive – Reverse 1	7.7 km/h	4.8 mph
Converter Drive – Reverse 2	13.5 km/h	8.4 mph
Converter Drive – Reverse 3	23.5 km/h	14.6 mph
Direct Drive – Forward 1	Lock-up Disabled	
Direct Drive – Forward 2	13 km/h	8.1 mph
Direct Drive – Forward 3	22.8 km/h	14.2 mph
Direct Drive – Reverse 1	8 km/h	5 mph
Direct Drive – Reverse 2	14.3 km/h	8.9 mph
Direct Drive – Reverse 3	25.1 km/h	15.6 mph

- With 45/65-45 L-5 46 ply tires

Hydraulic System

Cylinders, Double-Acting: Lift, Bore and Stroke	177.8 mm × 7 in × 1759.5 mm	69.3 in
Cylinder, Double-Acting: Tilt and Tip, Bore and Stroke	266.7 mm × 285.5 mm	10.5 in × 11.25 in
Relief Valve Setting – Bulldozer (Large Pump)	22 675 kPa	3,289 psi
Relief Valve Setting – Tilt Cylinders (Small Pump)	24 560 kPa	3,560 psi

Steering

Steering Angle (max)	43°
Steering	Meets ISO 5010:1992

- Steering angle in each direction, one-hand operation.

Service Refill Capacities

Fuel Tank – Standard	1562 L	413 gal
Cooling System	200 L	53 gal
Crankcase	120 L	32 gal
Transmission	169 L	45 gal
Differentials and Final Drives – Front	369 L	98 gal
Differentials and Final Drives – Rear	342 L	90 gal
Cooling System – NGMR System	86 L	22.7 gal

Cab

- | | |
|-----------|-----------------------------|
| ROPS/FOPS | Meets SAE and ISO standards |
|-----------|-----------------------------|
- Rollover/Falling Object Protective Structure (ROPS/FOPS) is standard.
 - ROPS meets the following criteria:
 - SAEJ1040 MAY94
 - ISO 3471:1994
 - FOPS meets the following criteria:
 - SAEJ/ISO 3449 APR98 LEVEL II
 - ISO 3449:1992 LEVEL II
 - The operator sound exposure L_{eq} (equivalent sound pressure level) measured according to the work cycle procedures in ANSI/SAE J1166 OCT98 is 73 dB(A) for the cab offered by Caterpillar when properly installed and maintained and tested with the doors and windows closed.
 - The exterior sound pressure level for the standard machine measured at a distance of 15 m (49.2 ft) according to the test procedures specified in SAE J88 APR95, mid-gear-moving operation, is 83 dB(A).
 - The dynamic operator sound pressure level is 72 dB(A) when ISO 6396:1992 is used to measure the value for an enclosed cab. The cab was properly installed and maintained. The test was conducted with the cab doors and the cab windows closed.
 - Hearing protection may be needed when operating with an open station and cab (when not properly maintained or doors/windows open) for extended periods or in noisy environment.

Brakes

Brakes	Meet ISO 3450:1996
--------	--------------------

Axles

Front	Fixed
Rear	Oscillating at $\pm 10^\circ$
Maximum Single-Wheel Rise and Fall	573 mm 22.6 in

Tires

Tire Choices	Five options available
--------------	------------------------

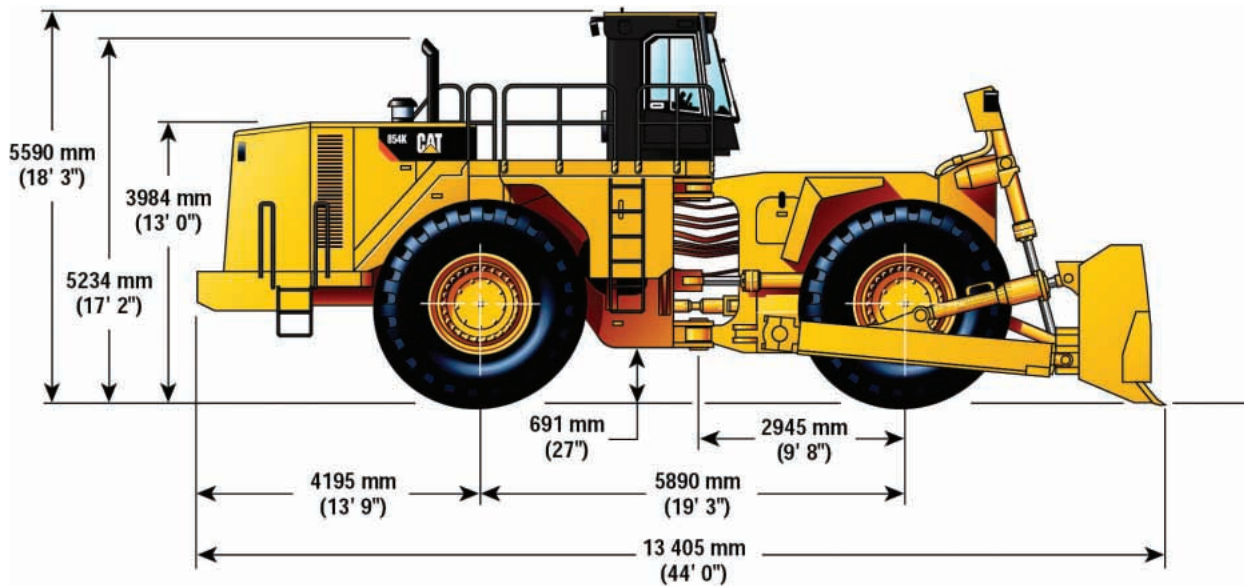
- Tubeless, low-aspect ration. All steel radial construction for increased traction and stability, lower rolling resistance.
- Options
 - 45/65-R45, L-4 I STAR Michelin
 - 45/65-R45, L-5 I STAR Michelin
 - 45/65-R45, L-5 58 PR Goodyear
 - 45/65-R45, L-5 58 PR Bridgestone
 - 1150/65-R45, RL-5K 2 STAR Goodyear
- NOTE: Caterpillar recommends that you consult a tire supplier to evaluate all conditions before selecting a tire model. Other special tires are available on request.

Operating Specifications

Blade Capacities	25 to 45 m ³	33 to 58 yd ³
------------------	-------------------------	--------------------------

Dimensions

All dimensions are approximate.



NOTE: Dimensions vary with blade. Refer to blade specifications chart.

Blade Specifications

Blade Type	Capacity	Overall Width	Height	Digging Depth	Ground Clearance	Maximum Tilt	Weight	Total Operating Weight
Semi-U	25.4 m ³	6321 mm	2179 mm	398 mm	1540 mm	1165 mm	10 161 kg	98 488 kg
	33.1 yd ³	20.75 ft	7.2 ft	1.3 ft	5.04 ft	3.8 ft	22,400 lb	217,128 lb
Heavy-duty Semi-U	25.4 m ³	6321 mm	2179 mm	398 mm	1540 mm	1165 mm	10 750 kg	99 077 kg
	33.1 yd ³	20.75 ft	7.2 ft	1.3 ft	5.04 ft	3.8 ft	23,700 lb	218,427 lb
Coal	44.7 m ³	7200 mm	2500 mm	398 mm	1540 mm	1706 mm	10 333 kg	98 660 kg
	58.2 yd ³	23.6 ft	8.2 ft	1.3 ft	5.04 ft	5.6 ft	22,780 lb	217,507 lb

Semi-U Blade: This unit combines the characteristics of an S and U blade into one package. It has increased capacity by the addition of short wings which include only the dozer end bits.

Standard Equipment

Standard equipment may vary. Consult your Caterpillar dealer for details.

ELECTRICAL

- Alarm, back-up
- Alternator, 150 amp
- Batteries, low-maintenance
- Deutsch and Amp Seal terminal connectors
- Lighting system, halogen (front and rear)
- Lighting, access stairway
- Starter, electric (heavy-duty)
- Starting and charging system (24-volt)
- ECM diagnostic connector
- Starting receptacle for emergency start

OPERATOR ENVIRONMENT

- Air conditioner
- Cab, sound suppressed, pressurized, rollover protective structure (ROPS/FOPS)
 - Radio ready for (entertainment) includes antenna, speakers and 2x 12V converters (24-volt, 15-amp) for use with laptop/cell phone
- Cigar lighter and ashtray
- Coat hook
- Heater and defroster
- Horn, electric
- Light, (dome) cab
- lock-up clutch disable switch
- Lunch box and beverage holders
- Monitoring system (VIMS) with gauges
 - Action alert system, three category
 - Instrumentation, gauges:
 - Engine coolant temperature
 - Fuel level
 - Hydraulic oil temperature
 - Tachometer
 - Transmission oil temperature
- Mirrors, rearview (externally mounted)
- Pilot hydraulic blade controls
- Seat, Cat Comfort (cloth) air suspension
- Seat belt, retractable, 76 mm (3 in) wide
- STIC control system
- Tinted glass
- Trainer seat with lap belt, retractable, 76 mm (3 in) wide
- Transmission gear indicator
- Wipers/washers, wet-arm (front, rear and corner)
 - Intermittent front and rear wipers
 - Two speed corner continuous wipers

POWER TRAIN

- Axle oil coolers (front and rear)
- Brakes, full hydraulic, enclosed, wet multiple disc service brakes and dry parking/secondary brake
- Demand fan
- Electric fuel priming pump
- Engine, Cat® C32 ACERT®
- Ground level engine shutdown
- Ground level starter lockout
- Implement, steering and cooling
- Precleaner, engine air intake
- Precleaner, engine air intake
- Radiator, Next Generation Modular (NGMR)
- Separated cooling system
- Starting aid (ether) automatic
- Throttle lock

OTHER STANDARD EQUIPMENT

- Couplings, Cat O-ring face seals
- Doors, service access (locking)
- Fenders, steel (front and rear)
- Guards, power train and crankcase
- Hitch, drawbar with pin
- Hoses, Cat XT™
- Hydraulic oil cooler
- Oil sampling valves
- Piston pump case drain filters
- Stairway, left rear access
- Steering, load sensing
- Steering, secondary
- Vandalism protection caplocks
- Venturi stack

BULLDOZERS

Bulldozer Arrangements are included in the standard equipment. Bulldozer blades are optional.

TIRES, RIMS AND WHEELS

A tire must be selected from the mandatory attachments section. Base machine price includes a tire allowance.

ANTIFREEZE

Premixed 50 percent concentration of extended life coolant with freeze protection to -34°C (-29°F).

Optional Equipment

Optional equipment may vary. Consult your Caterpillar dealer for details.

Blades

Semi-U 25.4 m³ (33.1 yd³)

HD Semi-U 25.4 m³ (33.1 yd³)

Coal 44.7 m³ (58.2 yd³)

CAES, Attachment Ready Option

Electrical

Camera, Rear Vision

Lighting, Warning Beacon

Lights, HID

Converter, 10A

Extended Life Coolant with freeze protection to -50° C (-58° F)

Kits

Deluxe, Filtration

Air Intake Preclean Engine

Oil Renewal

QuickLube

No-SPIN rear differential

Oil Renewal System (for use with service center)

Oil Renewal System (cannot be used with service center)

Operator Environment

Radio, AM/FM, CD Basic

Radio, Satellite XM

Radio, Satellite, Sirius

Radio Ready, Satellite

Seat, Heated

Precleaner, Cab

Service Center

120V engine coolant heater

240V engine coolant heater

Mandatory Equipment

Must choose from each category. Consult your Caterpillar dealer for more information.

Access Stairs

- Standard – Left-hand Stairs
- Left and Right-hand Stairs
- Left and Right-hand Stairs with Rooding Fenders

Cooling Packages

- Standard – for ambient temperatures up to 43° C (110° F)
- High Ambient – for ambient temperatures up to 55° C (131° F)

Electronics

- Software, VIMS (Language is English/Spanish)
- Product Link, NA (ANSI)

Engine Arrangement

- Engine, Standard
- Engine, Standard, Sound Suppression

Filtration System

- Standard – Case Drain
- Deluxe – Case Drain and High Pressure Screens

Fuel Systems

- Standard
- Fast Fill
- Heater
- Fast Fill and Heater

Lube Arrangements

- Lines, Grease
- QuickLube (with service center option)
- QuickLube (without service center option)

Mirror Arrangement

- Mirror, Standard
- Mirror, Heated

Steps and Walkways

- Steps
- Walkway, Cab Front

Tires

- See your Cat dealer for current tire options.

854K Wheel Dozer

For more complete information on Cat products, dealer services,
and industry solutions, visit us on the web at www.cat.com

© 2008 Caterpillar
All Rights Reserved
Printed in U.S.A.

Materials and specifications are subject to change without notice.
Featured machines in photos may include additional equipment.
See your Caterpillar dealer for available options.

AEHQ5951 (4-08)

Replaces AEHQ5488

CAT, CATERPILLAR, ACERT, SAFETY.CAT.COM, their respective logos, "Caterpillar Yellow"
and the POWER EDGE trade dress, as well as corporate and product identity used
herein, are trademarks of Caterpillar and may not be used without permission.

CATERPILLAR[®]